

Manual Motor Starters TFE2 / TFA2



Motor starter for motors with integrated thermal contacts TFE

Thermal/magnetic trip
Thermal contact
Single phase version 230 V (1~)
Setting range 0.4 – 10.0 A; 230 V AC

Type overview and Accessories TFE2

Order reference	Description Rated operational current setting range (A)	Packing (units)	Weight in g	Part No.
TFE2 230	Standard unit 0.40 – 10.0 A	1	280	210 078
Hi 10	Auxiliary contact 1 N.O.	1	7.5	202 288
Hi 01	Auxiliary contact 1 N.C.	1	7.5	202 301
Hi 11	Auxiliary contact 1 N.O./ 1 N.C.	1	7.5	202 325
A IP 55	Enclosure, Protection IP 55	1	125	202 554



Motor starter for motors with integrated thermal contacts TFA

Electronic trip
Thermal contact
3-phase version 400 V (3~)
Setting range 0.10 – 25.0 A; 400 V AC

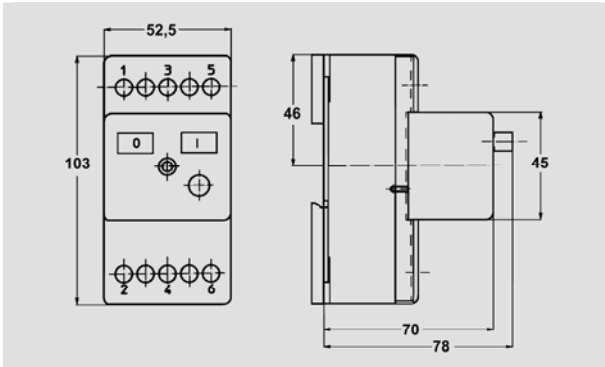
Type overview and Accessories TFA2

Order reference	Description Rated operational current setting range (A)	Packing (units)	Weight in g	Part No.
TFA2 400	Standard unit 0.10 – 25.0 A	1	340	210 061
Hi 10	Auxiliary contact 1 N.O.	1	7.5	202 288
Hi 01	Auxiliary contact 1 N.C.	1	7.5	202 301
A IP 55	Enclosure, Protection IP 55	1	125	202 554

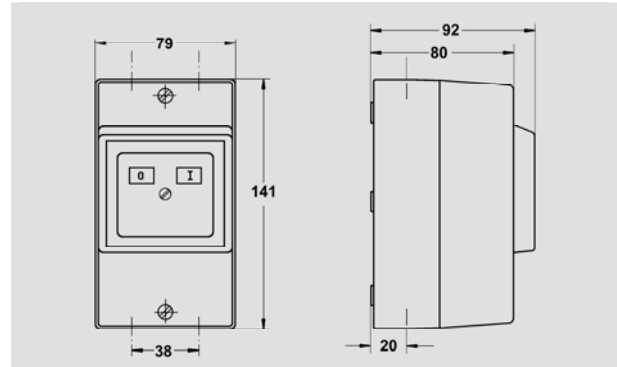
Manual Motor Starters TFE2 / TFA2



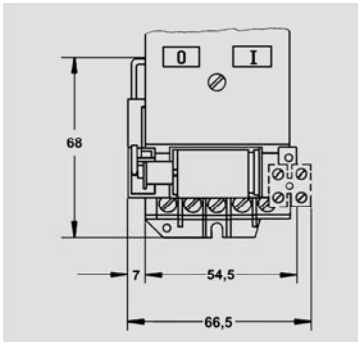
Dimensions / Circuit Diagrams TFE2 / TFA2



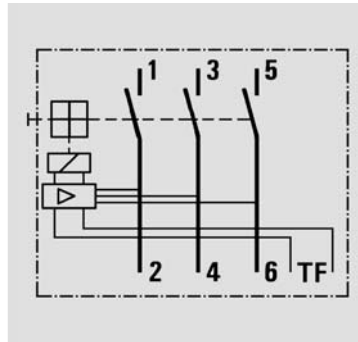
Manual motor starter
TFE2 / TFA2



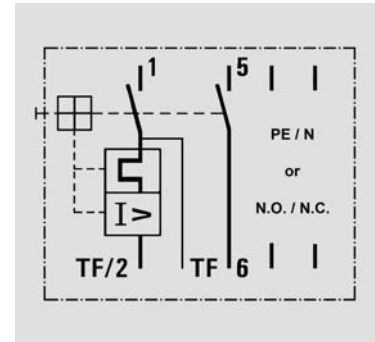
Enclosure **A**



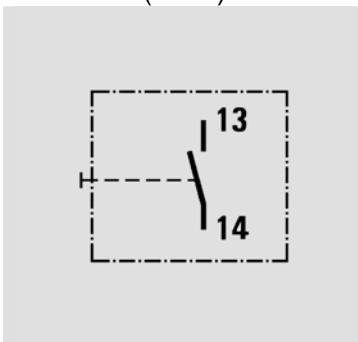
Undervoltage release **US**
(TFA2)



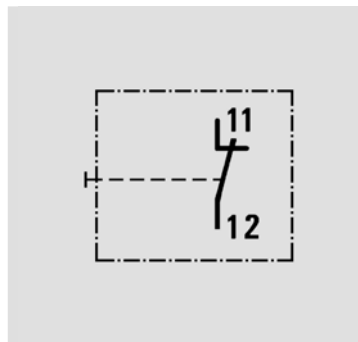
Manual motor starter **TFA2**



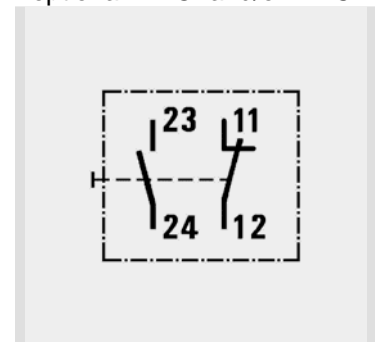
Manual motor starter **TFE2**
optional 1N.O. and/or 1N.C.



Auxiliary contact **Hi 10**
(1 N.O.)



Auxiliary contact **Hi 01**
(1 N.C.)



Auxiliary contact **Hi 11**
(1 N.O. / N.C.)



Enclosure **A**



TFA2 +
Enclosure **A**